

A photograph of a SmartSoda JuLi machine and a water bottle on a counter. The machine is white with a digital screen displaying various beverage options. A black water bottle with the SmartSoda logo is next to it. The background features a wooden wall and a hanging light fixture.

SmartSoda[®]

JuLi[™]

Experience the healthy *hydration revolution*.

Welcome to the brand-new standard of wellness beverages featuring clean, functional ingredients. SmartSoda is the only wellness beverage that delivers on function while mastering taste. Crafted from pure alkaline water, and infused with vitamins and minerals, our innovative better-for-you beverage is available in a brilliant array of delicious flavors and proven functional nutrition boosts.

Experience an endless combination of refreshingly delicious healthy beverages, on-demand!

- Mix & match syrups and/or flavor shots to create more than 21 alkaline-infused still, and vitamin and mineral infused sparkling beverages
- Mix up to three flavors or enhancements into a single beverage
- Customize carbonation levels by preference

Benefits of *Alkaline Water**



Improves memory and cognition



Better digestion



Amazing taste



Boosts immune system



Keeps bones and muscles healthy



Promotes cardiovascular health



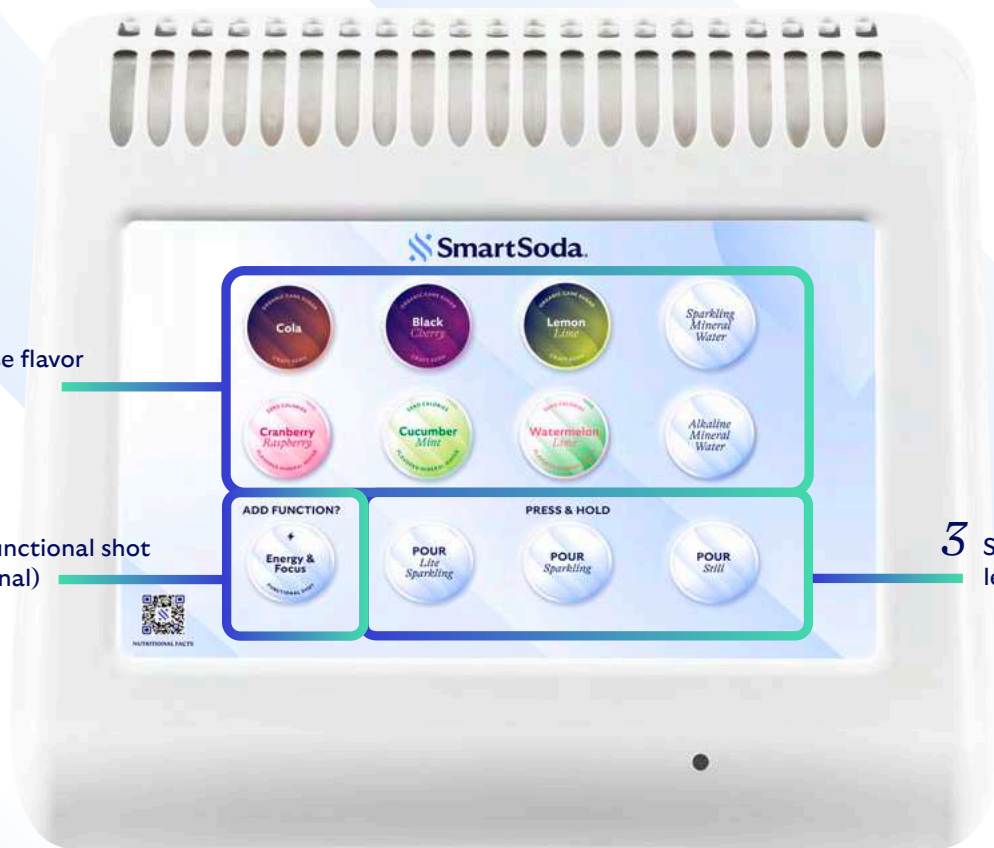
Craft your perfect beverage with our *simple and easy to use touchscreen.*

The JuLi™ allows you to choose from a sparkling or still drink. Then, choose your favorite flavor combination. And if you'd like, enhance your beverage with a functional shot. Enjoy!

1 Choose flavor

2 Add functional shot (optional)

3 Select carbonation level and pour



Our commitment to *sustainability* goes beyond the JuLi.™

SmartSoda is committed to developing and offering sustainable dispensing solutions, but we go farther by ensuring that your company has access to sustainable and reusable bottles. Through our partnership, we will provide customized bottles for your business.

Additionally, our tasty flavors are delivered in recyclable cardboard boxes. That means we can help your business create a healthier building while adhering to the WELL Standard.



Connected technology makes operation *easy from anywhere.*

- SmartSoda Connect technology connects to ethernet or wireless connection
- Technical menu is secure and only accessible by authorized personnel, with ability to customize permissions
- Control the JuLi™ from an app on your phone, providing easy access anytime*
- Touch screen provides easy access for installation, maintenance, and servicing support
- Reordering made easy with always-on connection alerting and reordering when low

**launching in 2023*



Manage and maintain from *anywhere.*



1 Machine is ready.



2 Notifications when product is low.



3 Reorder from your phone.

A smarter solution, by *design*.

- Sleek, compact counter-top system – plumbing conveniently housed within available cabinets
- Easy-to-use 12.1" VGI touch screen with interactive user interface
- Environmentally friendly with R290 refrigerant and Energy Saver
- Bag-in-box technology maintains the SmartSoda offerings ensuring the dispenser quickly pours a fresh, consistent, delicious beverage experience on demand
- Provides substantial cost savings verses other comparable dispensers, as well as reducing costs of stocking bottled and can beverages



SmartSoda amazing *taste* & *function* portfolio.

CRAFT SODA



FLAVORED WATER



WATER

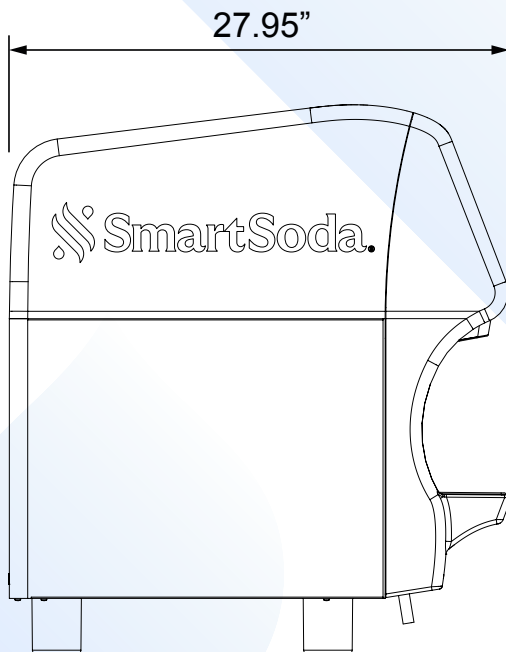
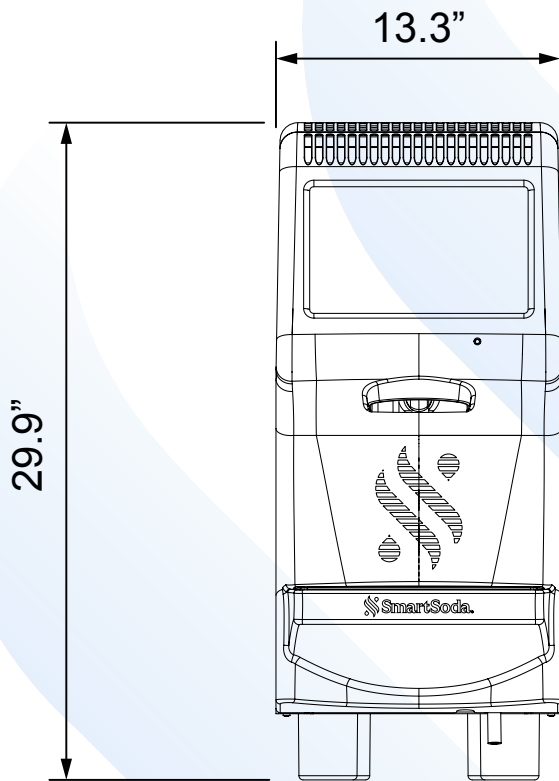


TEA & LEMONADE

FUNCTIONAL SHOTS



Machine can dispense up to six flavors plus one functional shot.



Serve up *extraordinary*. JuLi™ Specifications

Improve employee wellness with a healthy and brilliant hydration option—without a lot of space. The JuLi™ fits perfectly on any counter top, creating a beautiful hydration station that meets WELL specifications.

DIMENSIONS

(HxWxD) (29.9" x 13.3" x 27.95")

SPACE REQUIREMENTS

4" diameter hole in the counter, directly over the placement of chiller/carbonator. Center of the hole must be more than 5" away from the wall to allow heat to vent.

ELECTRICAL REQUIREMENTS

110-120 VAC, 60 Hz, 9A max current draw
GFCI protected, 3-prong outlet

PLUMBING REQUIREMENTS

Dedicated $\frac{3}{8}$ " plumbing line, rated for a minimum of 145 psi. Minimum supply pressure of 50 psi and 1.3 gallons per minute flow rate.

INTERNET ACCESS

Ethernet or wireless internet connection required to access smart functions of the JuLi™
Machine comes with built-in 4G mobile modem that operators can use. Monthly fee may apply.

Secure—application access requires user authentication, keeping all data and personal information secure.



Drink *brilliant.*

